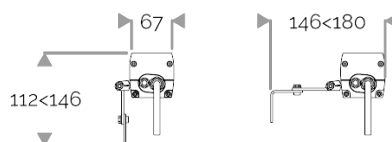
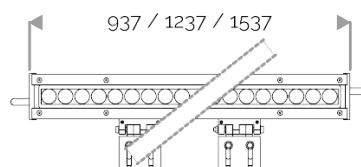
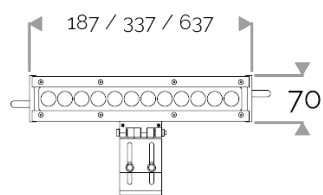


X-LINE³ - LED every 25mm - 6W to 60W - up to 6210 lm - 187 mm to 1537 mm
821-3330-HT X-LINE³ 12 230V neutral white 4000K 2x2° L337mm 6W IP66



X-LINE³ - LED every 25mm - 6W to 60W - up to 6210 lm - 187 mm to 1537 mm
821-3330-HT X-LINE³ 12 230V neutral white 4000K 2x2° L337mm 6W IP66

APPLICATION

High-power LED luminaire for outdoor lighting. DO NOT RECESS.
 Backlight or accentuation light for use on cornices, rooves, diffused surfaces, walls, columns etc ...



LIGHTING FEATURES

CRI70. High-power LED luminaire. Monochrome version, RGB MIX or WHITE MIX.



ELECTRICAL FEATURES

230V mains connection. Integrated driver. Built-in 10 kV/5 kA surge protection. Control to be specified when ordering. Default cable length 1.5m. DMX version contains the plug and socket CONNECT SYSTEM for easy installation.

CABLES USED

Fixed version: HO7RN-F 3G1,5mm² cable: phase (brown), neutral (blue) & ground (green/yellow). Length: 150cm.

DMX version: CONNECT SYSTEM cable. Length: 50cm.

DALI version: HO7RN-F 3G1,5mm² cable: phase (brown), neutral (blue) & ground (green/yellow) + 2x0,5mm² cable: black- and red+. Length: 150cm.

MECHANICAL FEATURES

IP66, IK06. Anodized aluminium profile. Clear PMMA. Silicone gasket. Product is mounted on two anodized aluminium brackets. Delta Seal® treated stainless steel fasteners. Glare shield comes in raw aluminium with the RAL colour to be specified. Weights: 187mm: 0,9 kg. 337mm: 1,5 kg. 637mm: 2,5 kg. 937mm: 3,5 kg. 1237mm: 5 kg. 1537mm: 6 kg.

WARRANTY

5-year warranty: on LED module and driver (see the FLUX conditions).

Lifetime: 60 000 hours L80 B10

LUMEN DATA

Lumen nominal total neutral white 4000K (lm)	726
lm/W LED neutral white 4000K	121
lm/W product neutral white 4000K	73,7
Qty LED	12
Ta max.	50°C
Tj (at 25°C)	85°C

INRUSH CURRENT

Inrush Current (A)	1,7
Inrush Current Time (µs)	80

POWER

Product Led Power (W)	6
Product Power (W)	9,8

