


# TECHNICAL DATA

**302-0125** Power supply 24V DC 25W IP67

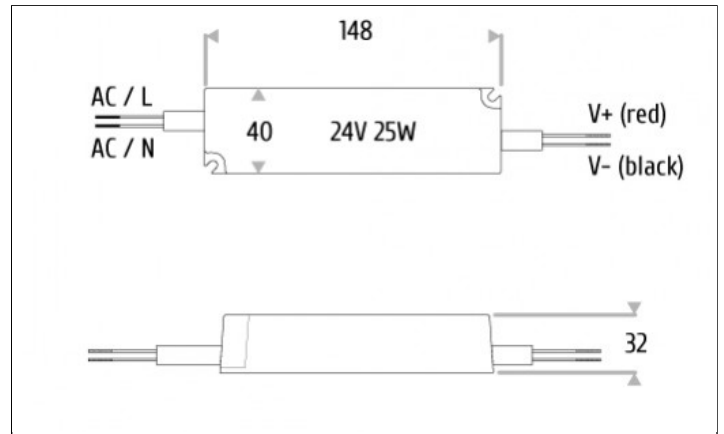

**FLUX  
LIGHTING**



2018-12-12

☉ **RoHS**

Photo & sketch:



## CLASSIFICATION

IP67 / Class II.

## PRIMARY VOLTAGE

100 - 240V AC.

## FREQUENCY

50 / 60Hz.

## OUTPUT CURRENT MAX.

1,05A.

## POWER FACTOR

PF > 0,95 / 230V AC.

## INRUSH CURRENT

0,25A / 230V AC.


## SECONDARY VOLTAGE

24V DC.

# TECHNICAL DATA

**302-0125** Power supply 24V DC 25W IP67

FLUX  
LIGHTING



## INPUT CABLE & OUTPUT CABLE

---

1.  
5mm<sup>2</sup> x 3c (AC / L : brown ; AC / N : blue ; FG : Green/Yellow) & 2.  
1mm<sup>2</sup> x 2c (red V+ ; black V -).

## AMBIENT TEMPERATURE MAX.

---

30°C.

## STANDARD

---

EN61347-2-13.

## POWER SUPPLY MATERIALS

---

Isolated plastic case.

## WEIGHT & DIMENSIONS (L x l x H) POWER SUPPLY

---

0,36 Kg / 148x40x32mm.

## SURGE PROTECTOR

---

10kA/5kA.

## SURGE PROTECTOR MATERIALS

---

Isolated plastic case.

## WEIGHT & DIMENSIONS (L x l x H) OF SURGE PROTECTOR

---

38x65x33mm / 104g.