


# TECHNICAL DATA

**302-0185** Power supply 24V DC 150W IP20

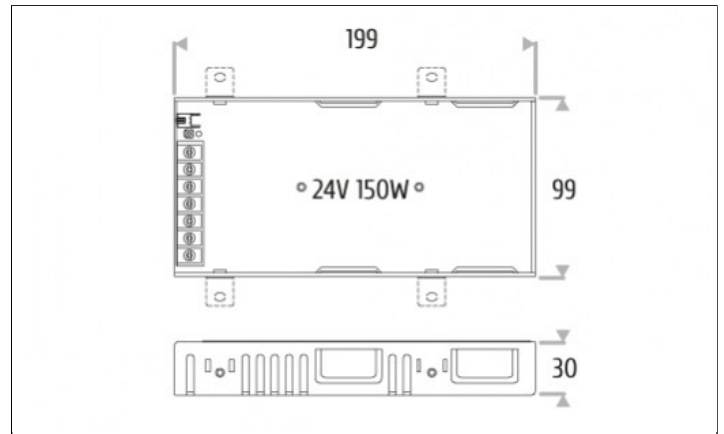

**FLUX  
LIGHTING**



2018-12-12

CE RoHS

Photo & sketch:



## CLASSIFICATION

IP20 / Class I.

## PRIMARY VOLTAGE

100 - 240V AC.

## FREQUENCY

50 / 60Hz.

## OUTPUT CURRENT MAX.

6,3A.

## POWER FACTOR

PF > 0,93 / 230V AC.

## INRUSH CURRENT

1.  
2/230V AC.


## SECONDARY VOLTAGE

24V DC.

# TECHNICAL DATA

**302-0185** Power supply 24V DC 150W IP20

FLUX  
LIGHTING



## INPUT CABLE & OUTPUT CABLE

---

1.  
5mm<sup>2</sup> x 3c (AC/L: brown; AC/N: blue; FG: green/yellow) 0,8mm<sup>2</sup> x 2c (red V+ ; black V -).

## PROTECTIONS

---

Short circuit, overload, overvoltage, over temperature.

## AMBIENT TEMPERATURE MAX.

---

30°C.

## POWER SUPPLY MATERIALS

---

Aluminium.

## WEIGHT & DIMENSIONS (L x l x H) POWER SUPPLY

---

0,6Kg / 199x99x30mm.

## SURGE PROTECTOR

---

10kA/5kA.

## SURGE PROTECTOR MATERIALS

---

Isolated plastic case.

## WEIGHT & DIMENSIONS (L x l x H) OF SURGE PROTECTOR

---

38x65x33mm / 104g.